

RATE CHANGE







INSTRUCTIONS

Product: CentorMail

The Enclosed Rate Card is for Updating the Shipping Rates on your CentorMail Integrated Postage Scale

PLEASE FOLLOW THESE SIMPLE INSTRUCTIONS FOR UPDATING YOUR FP CENTORMAIL:

FP CENTORMAIL SERIES RATE CARD INSTRUCTIONS

1. Begin with your Master card inserted into the card reader slot
2. Switch the CentorMail system **ON**
3. Press the **MENU** button 
4. Page down twice using the **DOWN ARROW** 
5. Select **LOAD DATA FROM CARD** with the corresponding softkey
6. Follow screen prompts:
 - **PLEASE REMOVE CURRENT CARD** - Remove Master Card 
 - **PLEASE INSERT DATA CARD** - Insert Rate Card
7. Insert the new Rate Card shown above and select YES with the corresponding softkey
8. Upon completion, the message **LOADING SUCCESSFULLY COMPLETED** is shown
9. Follow any additional screen prompts
10. Press the **HOME** button 
11. Remove the Rate Table card and re-insert your Master/User card. **Retain your Rate Card in case you need to reinstall your rates in the future**
12. You are now ready to use the new rates!



Note: Due to the new rates, you may need to reprogram saved memories in your CentorMail MAX machine. For steps on how to reset the memory as well as check your Rate Table version, download the addendum at fp-usa.com/ratechange/centormail.

YOU ARE ABLE TO DOWNLOAD RATES PRIOR TO THE EFFECTIVE DATE!
THE RATES ARE STORED IN YOUR MACHINE AND WILL AUTOMATICALLY ACTIVATE

If you have any questions, please contact your local FP Authorized Dealer or visit FP's website: www.fp-usa.com

Note: In addition to updating your CentorMail, if you are using MailOne Software with your machine, please visit www.fp-usa.com/ratechange to download the new rates to update MailOne.

140 N. Mitchell Ct. Ste. 200 • Addison, IL 60101-5629 • 800-341-6052 • www.fp-usa.com

Updated 3/13/15