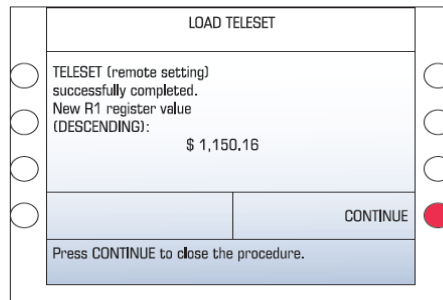
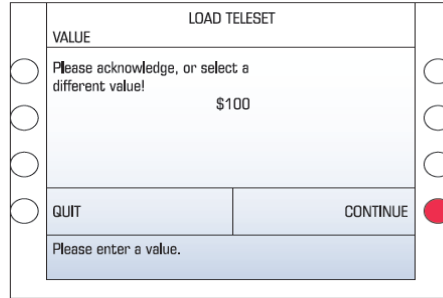
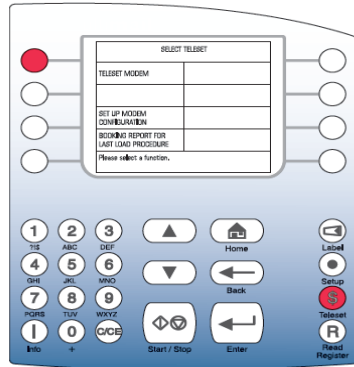
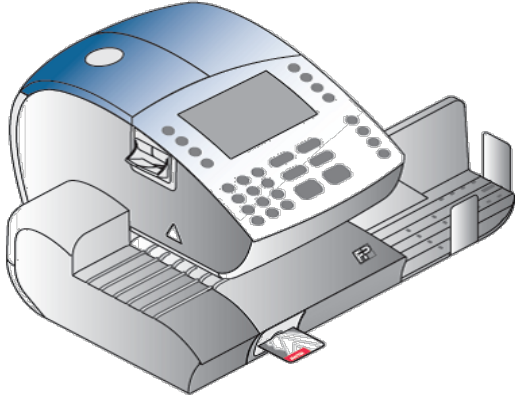









# ultimail™ Series



## Load Postage Funds Via Remote teleset™ Download

- From the Home Screen, press the (\$) key to begin the **teleset™** process
- Press the 'Run TELESET Modem' softkey,  then follow the instructions on the display to complete the **teleset™** process
- Enter the postage value (\$) that you wish to download into your **ultimail™** system by using the numeric pad 
- Press the 'Continue' softkey  to accept the Postage Value (\$), then press the 'Yes'  softkey to verify the postage value (\$) to download
- Your **ultimail™** system will now connect to FP's **teleset™** Data Center, please wait for instructions to appear on the backlit display
- Press the 'Continue' softkey  during the 30-second countdown to confirm the postage value (\$) to download
- The **ultimail™** system will now complete the **teleset™** process, please wait approximately 45 seconds for a 'TELESET Completed' message to appear, then press the 'Continue'  softkey to return to the Home Screen
- Press and HOLD the 'C/CE' key  to enter metering mode